
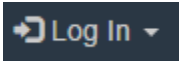





How To Print a Transcript on Professional Development

To Print a Transcript:

1. Go to Region One ESC's website (<http://www.esc1.net/>)
2. Click on  (top right hand side of the page)
3. Click on  (top right hand side of the page)
4. Enter **Email address**. (Same one that was used when creating your profile)
5. Enter **Password**
6. Go to **My Content**
7.  (Your Participant Transcript will generate.)



If a Workshop does not appear in your Transcript, verify the following has been complete:

- Registration status is "Approved".
- Attendance status has been confirmed via an official "Sign-In".
- A workshop evaluation has been submitted and confirmed.

Reminder: To successfully logout, click on "Welcome Name", and Logout.